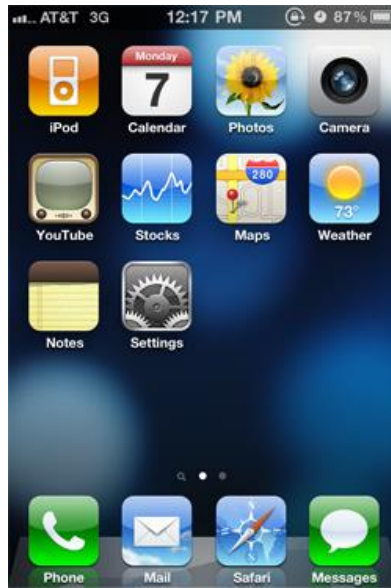


How to set up your email on phone- Iphone edition


1. Go to your Iphone **settings**



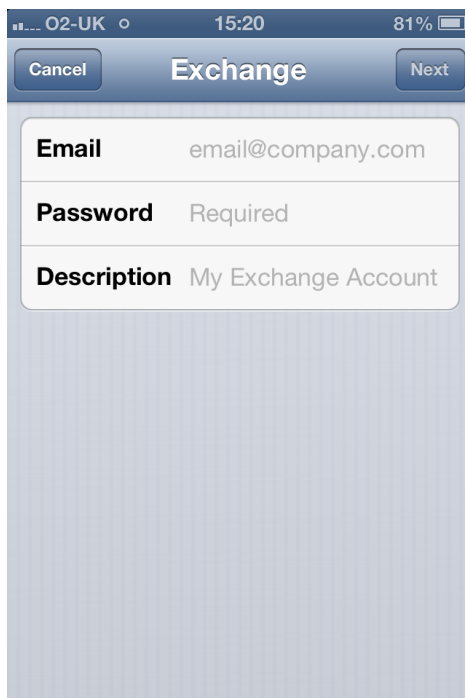
2. Go to **Mail, Contacts, Calendars** -> **Add Account**



3. Click **Microsoft Exchange**



4. Insert your email, password and description of account.



5. In these following sections input these settings:

Email: Yourname@bemrose.derby.sch.uk

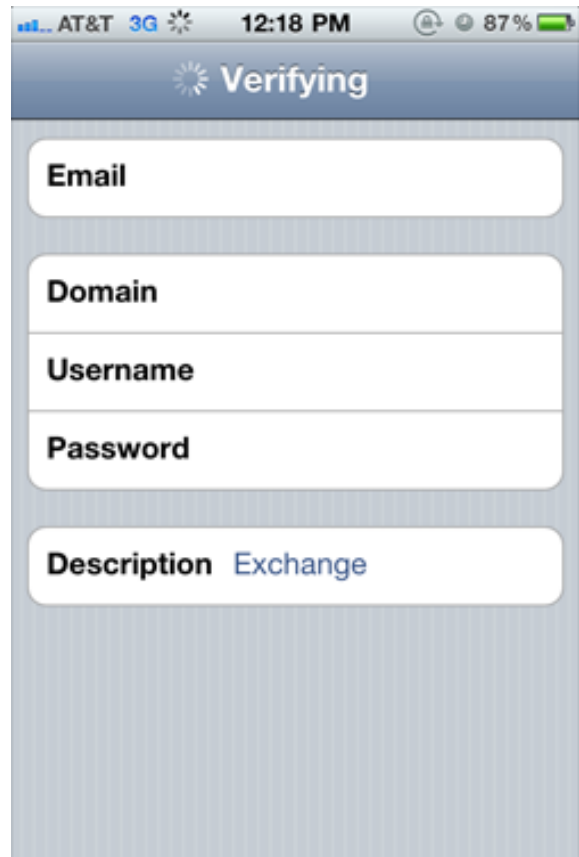
Server Address: bemrose.derby.sch.uk

Domain: Bemrose.derby.sch.uk

Username: Your Username

Password: *****

Press **Next**



6. Select what you wish to sync and **save**.

