

Maths

Use the attached White Rose Maths sheets. There are five, so use one for each day.

Writing



1. Write a set of instructions to make a cup of tea and/ or a jam sandwiches for Tiger when he goes back home -using time conjunctions (First, then, next) and bossy verbs- (cut, stir, spread)

2. Design your own tea party invitations- think about

When- Morning afternoon evening?

Where?

What time?

Whom you are inviting?

3. Write sentences to describe the Tiger.

If you had an animal visit, what would it be? What would they eat and do in the house?

4. Design a teapot and write sentences using adjectives.

Reading

Read chapter 1 of Anna and the Third Leaf and answer the questions.

Spelling

Use the sheets to practise reading and spelling of common exception words.

Tiger Tea



girl



tea



mummy



kitchen



ring



door



milk man



boy



grocer



daddy



big



furry



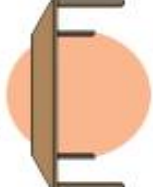
striped



tiger



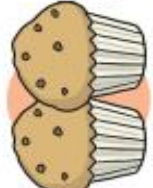
hungry



table



sandwich



buns



biscuits



cake



milk



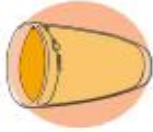
tea



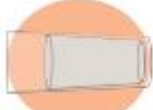
teapot



supper



orange juice



water



bath



dark



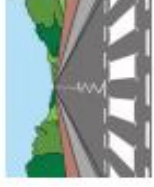
street lamp



cars



shopping

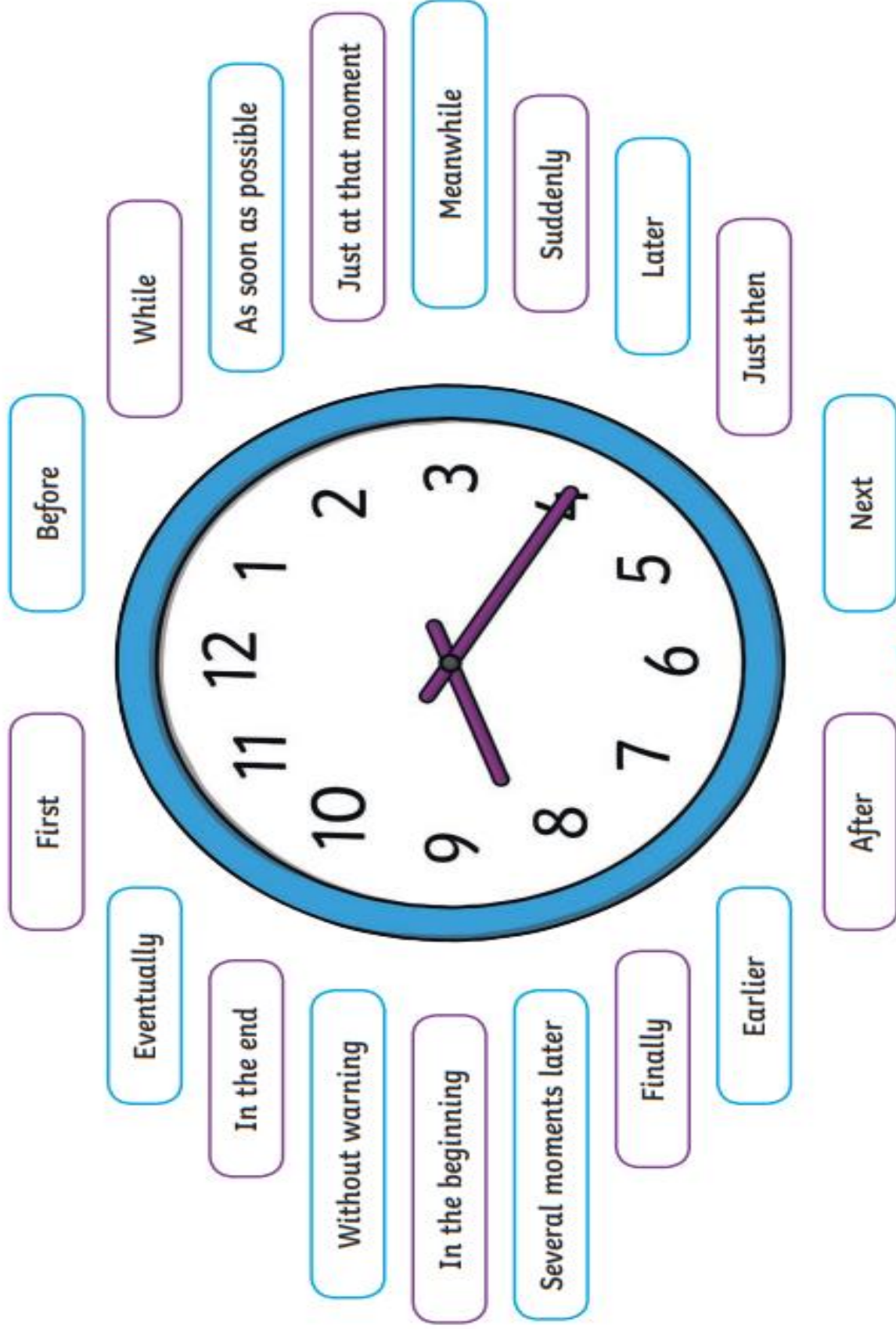


road

Design a Teapot



Time Words and Phrases



--

--

--

--

First, _____

Then, _____

Next, _____

Finally, _____


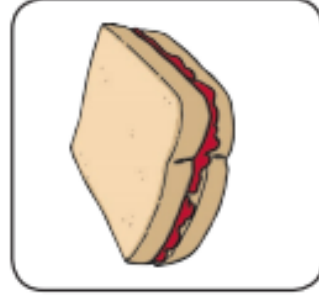


Making a Jam Sandwich

Look carefully at the pictures. Can you put them into the correct order to show how to make a jam sandwich?




visit [twinkl.com](https://www.twinkl.com)




How to Make a Jam Sandwich

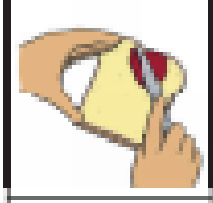
Complete the instructions for how to make a jam sandwich.




1. _____




2. _____



3. _____



4. _____



5. _____



6. _____

First

Next

After that

Then

Finally

Come for tea!

_____ is invited to tea at _____'s

Place: _____

Date/Time: _____

RSVP: _____

