


DAY 1 ENGLISH: Monday 1st March

KQ: Can I sequence events of a story in the correct order?

Let's reread the story...
Listen carefully to the
main events you will need
to know this for today's
lesson.




What were the main events of
our story?

Discuss your ideas with an adult.

DAY 1 ENGLISH: Monday 1st March

KQ: Can I sequence events of a story in the correct order?

Take a look at the images from the story below.
The images are in the correct order. Discuss what
is happening during each part of the story with
an adult.



DAY 1 ENGLISH: Monday 1st March

KQ: Can I sequence events of a story in the correct order?



We have discussed our ideas to describe what happens during each part of the story. Miss Hughes has scrambled the images!

It is your job to put the images of events from the story into the correct order...

You can either print the images and glue them into the correct order or draw the images.

When we have done that keep scrolling and you will find out what we will be doing in the next part of the lesson...

HELP! The images of events from the story have gotten mixed up! It is your job to help Miss Hughes organise them into the correct order.



DAY 1 ENGLISH: Monday 1st March

KQ: Can I sequence events of a story in the correct order?




Did you manage to put the events into the correct order?

What we are going to do now is write a sentence to go with each picture to describe what is happening.

The images have been put into the correct order below to help you...

DAY 1 ENGLISH: Monday 1st March

KQ: Can I sequence events of a story in the correct order?



The first one has been done for you.



Poor, old Rapunzel was trapped in the tall tower. She was so bored and lonely, she dreamed about being able to explore the world one day.





DAY 1 ENGLISH: Monday 1st March

KQ: Can I sequence events of a story in the correct order?







DAY 1 ENGLISH: Monday 1st March

KQ: Can I sequence events of a story in the correct order?





Tomorrow we are going to be creating our own story map of the main events, today's lessons will help you with this.

END OF LESSON. Thank you for participating in today's lesson. Please don't hesitate to send Miss Hughes or Miss Knight any work you complete, we would love to see it!